


# Pie Corbett's Reading Spine

The picture books in Year 1 offer deeper exploration of emotions and wonder. They are mainly rooted in the everyday crises of life. Again, most of these books lend themselves to setting up a variety of play situations – using toys, costumes and puppets – but the children also need to be involved in careful reading of the books, paying close attention to the detail and entering imagined worlds to experience the stories deeply – then talking it all through.



## Peace at Last

Jill Murphy (Macmillan)


Ask the children: *What is peace?* Make a list of peaceful times (*I am peaceful when...*). You might need to explain 'snore' before reading the book! Ask: *Why can Mr Bear not sleep?* Make a list of all the noises he can hear. Turn this into a list poem and add other ideas. For example: *At night, I hear the cats fighting outside. I can hear the buses driving by. I hear the kitchen tap dripping.*



## Can't You Sleep Little Bear? READ & RESPOND

Martin Waddell (Walker Books)


Follow both bears and talk about what they feel or are thinking. Ask: *Is Little Bear really trying to go to sleep? How does Big Bear comfort Little Bear?* Re-read this book many times, as it is about comfort and feeling safe. (See the *Read & Respond* title for further ideas.)



## Where the Wild Things Are

Maurice Sendak (HarperCollins)


Look at the cover. Ask: *What might happen? Who is creating mischief? What really happened in Max's room that night?* Create a 'Wild Things' dance – 'be still' and then 'let the wild rumpus begin'. Make masks for the dance and music to accompany the movement. Create large monster paintings. Ask: *What are the monsters and why does Max send them to bed? What do you think his parents are like?*



## The Elephant and the Bad Baby

Elfrida Vipont and Raymond Briggs (Puffin)

This wonderful cumulative tale has been around for almost 50 years. Enjoy the story with everyone joining in. Ask: *Is the baby really a 'bad' baby?* Draw long maps so that the children can see the story pattern. Act the story out for an assembly. Retell the tale, visiting different places (perhaps local to you) and with different characters. Ask: *What other book has a similar ending where they all go home for tea? (Mr Gumpy).*



## Avocado Baby

John Burningham (Bloomsbury)

Of course, start with a discussion about babies – and bring in an avocado for tasting (marvel at the huge seed and plant it). Enjoy the ridiculous humour (the Popeye theme) and talk about being strong and weak. Ask: *What do you think the baby will do next?* Watch the bullies get their come-uppance! Create new stories based on the same idea featuring babies that will only eat one food and gain a superpower, such as a 'Banana Baby' that can fly!



## The Tiger Who Came to Tea

Judith Kerr (HarperCollins)

Role-play the scene where Daddy returns and they tell him the story of what happened when the tiger came to tea. Ask: *What can you spot in the scene in which the family is walking to the café?* (A cat appears that looks like the tiger.) Apparently, the tiger never came again – but retell the story of when a different animal came to tea! Create a collage of an enormous tiger.



## Lost and Found

Oliver Jeffers (HarperCollins)


Tell the children some things about penguins... and about a 'lost and found office'. Then, read and enjoy this strange tale. Ask: *What interests you in the tale? Why does the penguin follow the boy?* Role play the scene in which they go to the office. Ask: *What is 'disappointment'?* Tell stories to the penguin – make a boat in the class and provide a cuddly penguin to tell stories to and 'talk about wonderful things'. Ask: *Why is the penguin sad when they reach the South Pole? What was the 'big mistake'?*



## Knuffle Bunny

Mo Willems (Hyperion Books)


Yet another story about loss, but this time it is the loss of a cuddly bunny and not a mother (*Dogger* has a similar plot). The key to the story involves knowing what an 'errand' and a 'Laundromat' might be! The inside title page provides some interesting background detail worth discussing. Discuss the moment of realisation. Ask: *Why doesn't Dad understand and what advice would you give him? Why is it that Mum understands immediately?* Practise going 'boneless' and showing Trixie's emotions with just your faces! Collect baby, family or made-up class words. Ask: *How do you think the images were created?* (Ink sketches and digital photography.) Try the same technique!



## Beegu

*Alexis Deacon (Random House)*


Read slowly and give time for children's spontaneous comments. Re-read and track the ups and downs of what happens and what Beegu feels and might be thinking. Role play conversations between the characters that Beegu meets and a new character, explaining what happened. Role play conversations between Beegu's parents. Write letters from Beegu to the children and from the children to Beegu. Ask: *What would Beegu want to know or be interested in?* Create small worlds or larger areas into which a Beegu/ET character arrives and tries to make friends.



## Dogger

*Shirley Hughes (Random House)*


This is a classic and necessary picture book for infants. It is about sacrifice or giving things up for other people to make them feel OK – though the moral doesn't need spelling out as the children will instinctively understand this truth. Obviously, this does however call for a big talk about special cuddly toys, mementoes and objects. Bring in your own cuddly toy! Track and discuss the ups and downs of the characters – Bella, Dave, Mum and Dad and of course the little girl. Everyone is feeling different! Ask: *What would you say to Bella?* Write a thank you letter from Dave to Bella.



## Cops and Robbers

*Alan and Janet Ahlberg (Puffin)*

Draw the street map that appears in the book. Collect a box of the missing toys. Read in conjunction with *Burglar Bill* (Puffin). Read and chant together the story many times. You will need many copies of the book for the children to spot and talk about all the details in the drawings. Quite a lot of vocabulary will need discussing – from crowbars to truncheons! Create huge WANTED posters. Get a plastic helmet for play and for reading the story in role as Officer Pugh!



## Elmer

*David McKee (Andersen Press)*

After reading the book ask the children: *What is the best thing about Elmer? Why is Elmer feeling worried? Were the animals really laughing because he was different? In what way was Elmer different? How do we feel different?* This book offers plenty to discuss. Draw the outline of large elephants and design a multi-coloured patchwork Elmer with tissue paper, felt, paint, crayons or different materials, using squares or triangles or rectangles or other patterns.