



**SALFORD PRIORS CofE ACADEMY**

**JULY 2025**

## **WELCOME TO OUR End Of Year Newsletter**



In this final newsletter of the year, we'll look back at some of the highlights, have a sneak peek at new initiatives launching in the autumn, fun activity pages to enjoy over the summer, and key dates to help you prepare for the new academic term.



**Rooted in love and faith Growing in hope and courage Thriving in light and harmony**



*Sing to the Lord, all the world!  
Worship the Lord with joy;  
come before him with happy songs!*



## iSingPop

The recent music concert at church was a truly joyful and memorable experience for all the children who participated. They learned new songs, danced with enthusiasm, and shared a sense of unmatched joy that filled the room. The concert was a powerful reminder that music has the ability to positively affect mood and increase overall wellbeing, bringing people together in uplifting and meaningful ways. A special thank you goes to the incredible iSingPop team, who came to school to lead the rehearsals, inspire the children, and fill them with excitement in the lead-up to the big day. Their energy and support helped create a performance to remember. The school is thrilled to have begun this new partnership and looks forward to making the concert an annual event that continues to celebrate music, joy, and community.

# Head Teacher's Welcome

As we reach the end of another busy and rewarding school year, I would like to take this opportunity to extend my heartfelt thanks to the entire Salford Priors CofE Academy community. Since joining the school, I have been warmly welcomed by pupils, parents, and staff alike, and I am truly grateful for the kindness and encouragement I've received. One of the most touching parts of this term has been the many handwritten notes and drawings gifted to me by pupils—each one a small but powerful reminder of the joy and energy that fills our school. These tokens of love and creativity have been deeply encouraging and have made me feel right at home in this wonderful community.

This term has been focused on learning the unique rhythm and systems of Salford Priors, as well as getting to know each of the pupils who make our school such a special place. While there was much to absorb, there was also room to plant new seeds for the future. We launched a peer mediation programme, training pupils to listen without judgment and support their peers in resolving conflicts peacefully—a powerful tool for nurturing empathy and leadership. We also began a Girls' Club, which met every Monday lunchtime to work on mixed-media art projects, providing a creative and supportive space for expression, collaboration, and fun. These are just the first of many initiatives aimed at enriching the school experience for every child.

Looking ahead to the new academic year, I am excited for the journey of learning to continue with a renewed focus on mastery—particularly in mathematics, spelling, and literacy. But just as importantly, we will also be turning our attention to emotional mastery: helping our pupils to understand and manage their emotions, respond appropriately to life's challenges, and build the inner resilience needed to thrive in all areas of life. As we move forward together, I look forward to strengthening the relationships that make our school community so special, as we continue to root ourselves in love, grow in hope, and thrive in harmony.

Mrs. Gibbs-Naguar

# Year In Review



Welcome to our *Year in Review* section, a celebration of the many moments that have shaped our school community over the past year. While the articles are not presented in chronological order—nor by the level of joy experienced—they serve as a powerful reminder that schooling is a rich, multi-faceted journey.

Our learning activities have supported not only academic development, but also physical growth, emotional maturity, and resilience.

Throughout the year, our pupils have encountered a wide variety of experiences, each offering opportunities to face challenges with confidence and bravery. We hope this reflection captures the depth and diversity of what it means to grow and learn together.



## World Book Day

World Book Day was a vibrant celebration of stories and imagination, with students enthusiastically participating by dressing up as their favourite literary characters. The school was alive with colour, creativity, and excitement as beloved heroes, heroines, and magical beings filled the halls. While dressing up brought plenty of fun, the true heart of the day lay in the books themselves. There is something deeply rewarding about delving into a story—discovering new worlds, journeying alongside authors, and exploring the landscapes of imagination. Books have the power to ignite passions, fuel a thirst for knowledge, and add a rich dimensionality to life that extends far beyond the classroom.

# Forest School



Emma, Forest School Teacher, leading pupils in a captivating session.

Forest School continues to be a much-loved part of our curriculum, offering children the chance to connect deeply with the natural world while developing a wide range of valuable life skills. It instils a lasting appreciation for nature and teaches the importance of conservation and caring for the environment. Through outdoor exploration and hands-on activities, children learn to work cooperatively, build strong team skills, and gain confidence in their own abilities. From shelter building to fire lighting and tool use, they acquire basic survival skills in a safe and supportive setting. Most importantly, Forest School fosters curiosity, resilience, and a sense of wonder that stays with them long after they leave the woods.



# Sprint Active



Sprint Active Education Company has become a valued part of our school community, working closely with us to provide engaging lunchtime play activities and a variety of after-school physical education clubs. Their programmes are designed not only to be fun and inclusive but also to help children stay active, develop new skills, and enjoy the many benefits of regular physical exercise. Whether it's a fast-paced game at lunchtime or a structured sports club after school, these sessions support the children's physical health, improve coordination and stamina, and promote a positive attitude toward fitness and wellbeing.

Beyond the physical benefits, Sprint Active's sports coaches play an important mentoring role within the school. They form nurturing, positive relationships with the children, often becoming trusted role models who encourage teamwork, perseverance, and self-belief. Acting like big brothers, the coaches demonstrate respectful behaviour, a strong work ethic, and good character, which leaves a lasting impression on the pupils they work with. Their presence contributes to a supportive and energetic environment where children feel seen, encouraged, and inspired to be their best selves both on and off the field.

# Art




# Awards and Certificates



At our school, we take great pride in regularly celebrating the achievements of our pupils through the presentation of certificates. These awards recognise excellence across a wide range of academic and curricular pursuits, highlighting the dedication and hard work of our students. We also honour those who consistently demonstrate our core school values of honesty, respect, and responsibility, as well as those who persevere in the face of challenges. These moments of recognition not only celebrate individual accomplishments but also inspire others to strive for their personal best. We are incredibly proud of our students and all they continue to achieve, both in the classroom and beyond.

# Design Technology



This year, our pupils thoroughly enjoyed a hands-on Design and Technology workshop, where creativity and problem-solving took centre stage. From designing prototypes to experimenting with materials, the students showed great enthusiasm and teamwork throughout. The workshop was a fantastic opportunity to apply practical skills in an engaging environment, and it was wonderful to see their ideas come to life.

# Design Technology in Key Stage 1



Pupils in Key Stage 1 approached the Design and Technology workshop with wide-eyed curiosity and boundless excitement. Eager to explore new materials and techniques, they listened attentively to instructions, followed each step with care, and showed great maturity by asking for help when they didn't understand something. Their enthusiasm was clear as they engaged in hands-on learning, exploring how things are made and discovering the joy of creating something with their own two hands.

While the workshop focused on the key elements of construction, such as measuring, cutting, joining, and assembling, the learning extended well beyond the practical skills. The children were encouraged to show courage in trying something new, to learn from their mistakes, and to keep going even when things didn't work out perfectly the first time. These lessons in resilience, problem-solving, and perseverance were just as valuable as the finished products themselves. In the end, the children were not only proud of what they had built, but also of each other, celebrating their collective effort and teamwork with big smiles and a sense of real accomplishment.


# Pancake Day



Pancake Day was a joyful occasion filled with laughter and light-hearted competition, as both staff and parents joined in the fun alongside the pupils. The event gave children a wonderful opportunity to see their teachers in a different light—flipping pancakes, racing with smiles, and embracing the playful spirit of the day.

Play is essential for children's development, and benefits adults by reducing stress, boosting wellbeing. Pancake Day reminded us all, that a little shared silliness goes a long way in creating joyful memories and a strong, connected school family.

# Bellboating and Other Engrossing Learning Activities



# Christmas



Pupils bravely engaged and held conversations with Father Christmas.

The visit from Father Christmas was a truly magical moment in the school year, bringing smiles, excitement, and a sense of wonder to all the children. Each child received a small gift, adding to the festive joy, but the visit also offered a meaningful opportunity to reflect on the deeper message of Christmas. Alongside the fun and festivities, pupils were reminded that Christmas is ultimately about a greater gift—the gift of love and hope from Father God, who gave His very best to the world in the form of Jesus Christ. It was a heartwarming experience that combined celebration with reflection, reminding us all of the true meaning behind the season.

# Learning in Early Years and Key Stage 1



The Early Years and Key Stage 1 curriculum is enriched through the Curiosity Approach, which encourages exploration, wonder, and learning through open-ended play and hands-on experiences. Creativity, independence, and critical thinking are nurtured by using natural resources, real-life objects, and carefully planned environments that inspire inquiry and imagination.



Mrs. Kent stimulates children's imagination, encourages confident articulation and sparks a love of learning.

Our pupils make outstanding progress by receiving individual attention.

# Looking Ahead

## Public Speaking



This year, we are excited to introduce the teaching of public speaking across the school, helping pupils develop the essential skills of clear and confident communication. Through structured activities, presentations, and speaking opportunities, children will learn how to express their ideas effectively and engage their audience. Public speaking not only supports academic achievement but also builds self-esteem, resilience, and leadership—life-long skills that will benefit our pupils well beyond the classroom.



We are pleased to introduce peer mediation as part of our approach to promoting positive relationships and conflict resolution in school. Through this initiative, trained pupils help their peers talk through disagreements calmly and respectfully, encouraging mutual understanding and cooperation. Peer mediation empowers children to take responsibility for resolving conflicts, builds empathy and communication skills, and helps create a more supportive and harmonious school environment.

## Fencing



We are thrilled to offer new and exciting sporting activities this year, including fencing, as part of our commitment to providing a broad and inspiring PE curriculum. Introducing children to a variety of sports helps develop their physical skills, confidence, and teamwork, while also opening doors to new interests and talents. Who knows—trying something different might just plant the seed that inspires a future Olympian!

## St. Briavels Castle



St.



We are delighted to announce that a trip and residential visit to St. Briavels Castle has been booked for March 2026. This exciting opportunity will give **Key Stage 2 pupils** the chance to immerse themselves in history, enjoy unique team-building activities, and experience the unforgettable atmosphere of staying in a real medieval castle. It promises to be a memorable adventure—one that we know the children will be talking about for years to come!

## Christmas Shoebox Appeal



We are proud to be taking part in this year's Christmas Shoebox Appeal, a wonderful initiative that brings joy to children in need around the world. Families are invited to fill a shoebox with small gifts, toiletries, and school supplies, which will be delivered in time for Christmas. It's a simple but powerful way for our school community to show kindness and make a real difference in the lives of others during the festive season.

## Advance Mathematics Club

$$\begin{aligned}x^2 + 4x + 3x + 12 &= 0 \\x(x+4) + 3(x+4) &= 0 \\(x+4)(x+3) &= 0 \\x+4=0 \quad x+3=0 \\x_1 &= -4 \vee x_2 = -3\end{aligned}$$

We're excited to introduce an Advanced Mathematics Club for our Year 5 and 6 pupils this academic year, designed to challenge and inspire young minds with a passion for numbers and problem-solving. The club will be led by Mrs. Gibbs-Naguar and will run every Monday afternoon during the Autumn term as an after-school enrichment opportunity. Pupils can look forward to exploring exciting mathematical concepts beyond the curriculum—get ready to stretch your thinking and discover just how fun maths can be!

# Summer Fun Activity

Welcome to the *Activities Page*—a special section of our newsletter designed to spark creativity, curiosity, and connection. This page is a small attempt to offer a variety of engaging activities that children can enjoy on their own or share with their siblings and family members. Whether it's a puzzle, a craft idea, a simple recipe, or a fun challenge, there's something here for everyone to dive into.

We hope these activities provide a chance for some quality time, laughter, and learning beyond the classroom. So, grab your pencils, scissors, or maybe even an apron—whatever the task calls for—and get ready to explore! Let the fun begin!

## UNDER 5S

### Arts & Crafts Activity Resource Pack

#### Paper Plate Fans



##### Materials:


- Paper plate
- Acrylic or tempera paints
- Jumbo craft sticks (or dried lollipop sticks)
- Glue gun
- Scissors

*Your child may need assistance with this activity, especially with scissors and glue!*



##### How to:

1. Cut a paper plate in half.
2. Paint a spring or summer scene on your plate. Paint a rainbow, a cherry blossom, butterflies or any other design of your choosing.
3. When you have finished painting your fan, set it aside to dry.
4. While you wait for your plates to dry, grab two of the jumbo craft sticks. You can choose to paint them or leave them natural. If you paint them, make sure you let them dry completely.
5. Glue the craft sticks into a wide "V" shape to form the fan's handle.
6. Glue the handle to the bottom of your painted fan.
7. It is as easy as that. Make a bunch with different spring or summer designs. These are perfect for a warm day. Just grab one and enjoy the breeze.



PAPER PLATE FANS

theinterestedparent.com  
<https://theinterestedparent.com/2017/06/spring-and-summer-hand-fans/>

*Cutting through cardboard can sometimes be tricky, so please ask an adult for help if you need it*



## 6-11 YRS

### Arts & Crafts Activity Resource Pack

#### Pom-Pom Decorations

##### Materials:

- Assorted wool (at least one pack for each colour)
- Scissors
- 2 Cardboard rings (multiple if you wish to vary in size but must always have 2)
- Extra Cardboard for mounting pom-pom creation



*Cutting through cardboard can sometimes be tricky, so please ask an adult for help if you need it*

##### How to:

1. Choose one of your wools and the size of cardboard rings you would like to use. Place the 2 cardboard rings together, using one end of the wool, begin to wrap around the circle from the middle out.
2. Continue this until you cannot fit the wool through the middle of the rings.
3. Using sharp scissors, find the outside of the rings and try to cut through the wool so that your scissors are cutting between the two rings.
4. Once this has been cut all around, you should be able to see your rings clearly, however do not remove them yet.
5. Take a long piece of wool and place between the rings so that they wrap around and meet. You will then need to tie them together, pulling as tight as possible.
6. When this is done you can now remove your cardboard rings by pulling them out sideways over the wool.
7. Once completed trim your pom-pom
8. Repeat this as many times as you wish to create your decoration



*You may also find or own some pom-pom creators which you could also use with the method above, just dont use the cardboard*




# 6-11 YRS

Arts & Crafts Activity Resource Pack

## DIY Stained Paper Windows

### Materials:

- Cardboard to cut create the frame
- a plastic sheet (a plastic wallet is a great alternative)
- Masking tape
- Cellotape
- Different coloured tissue paper
- PVA glue watered down



### How to:

1. Place your plastic sheet down on your table - you may need to tape the edges to keep it in one place
2. You will then need to put a light amount of the PVA glue and water mixture on top of the plastic sheet
3. Help your child either cut or tear up the tissue paper in to different shapes and continue until happy with your design
4. Once you have left sit for a while and your masterpiece is almost dried, paint over another layer of your pva glue and water mixture. this creates a laminated effect and makes it shiny.
5. Now time to create your frame. Using a a piece of cardboard created a frame to cover your masterpiece. Get creative!
6. Once this is all finished and stuck together, place your framed stained artwork on to a window and what the sun shine through



Why not try and be a bit adventurous with your frame by decorating for someone or in them with you stained window. Dont be afraid to add on any glitter or accessories

# 12-15 YRS

Arts & Crafts Activity Resource Pack

## Crayon Dryer Designs

### Materials:

- A Hairdryer
- Some sturdy paper (we recommend white or black)
- A selection of different crayon colours
- Tape for the crayons (or a glue gun if you have one)
- PVA glue
- Scissors



Why not try to use black paper as your background with white figures to make your scene pop!

### How to:

1. Using a piece of paper, create People, animals, objects that you would like to put in your picture.
2. Take you main and sturdy paper and use the tape (or glue gun) to secure your crayons to one edge of this. This is completely your choice of the colours and position of where you would like to put them on your page.
3. Once these are secure you will need to cut out your earlier creations and decided whether you would like to put them on the main page before or after you have melted the crayons. We would suggest after to make your scene pop!
4. Now time for the best part - please use the hair dryer to begin to melt the wax on to your page. You would want to aim the dryer at the crayon in the direction you want them to run down on the page. Keep going until your scene is dramatic enough for you.
5. Finally, Allow to dry and glue down any lose items. You now have the option to keep the crayons on your page or remove to use again another time



# 15+

Arts & Crafts Activity Resource Pack

## DIY Fabric bunting

### Materials:

- Scissors
- Needle and thread (or a sewing machine if you have one)
- Fabric - how about an old patterned bedsheet or patterned material that you no longer need (ask for permission first)
- 13mm-wide bias binding tape

You could also sew two different patterned triangles together to create a different illusion. Being double thick will also help you bunting stay in place even on windy days



### How to:

1. Draw a triangle on some cardboard and cut it out to use as a bunting template. You may prefer longer, narrower triangles, or shorter, wider ones. The choice is up to you.
2. Pin the template to your fabric and cut around it using scissors to avoid fraying. Repeat until you have enough flags for your desired bunting length.
3. Evenly space the flags along the bias binding tape, folding the shortest edge over, and pin in place securely ready to sew.
4. Sew on the flags with a straight stitch, leaving at least 40cm of tape free from flags at each end for hanging your bunting proudly on display.



<https://www.idealhome.co.uk/diy-and-decorating/how-to-make-bunting-template-craft-ideas-85778>



# Activity Page

## Bugs Word Search 1

S L H T W W A R L R P L M G Y  
M I F L N N A I E A O E F L D  
N A S Z T A V T R P T A F K M  
N T T S L E R B E A P N C T B  
M W S E E I D E M R O I E H X  
O O K W G G E O T G B R K J L  
N L X D N R R G A N M U O S O  
A L Y M T P R R Z I E O G I U  
R A S R H E D N T G G P H T S  
C W T O I N S E C T W O R A E  
H S S K C I T S G N I K L A W  
C I U N D A M S E L F L Y T C  
S G C D O N R N B B Z U Y M W  
X N O G D Q F U M R O W T U C  
V S L Q V E P E U D R Q P E J


ANTS	CARPENTER ANT	CUTWORM
DAMSELFLY	DRAGONFLY	EGG
INSECT	LOCUST	LOUSE
METAMORPHOSIS	MONARCH	ROACH
SKIPPER	SWALLOWTAIL	TERMITE
WALKING STICK	WATERBUG	WEEVIL

### Instructions:

Find and circle the words from the list. Words may be forward, backward, vertical, or diagonal within the puzzle.

# Activity Page

## Animals Crossword



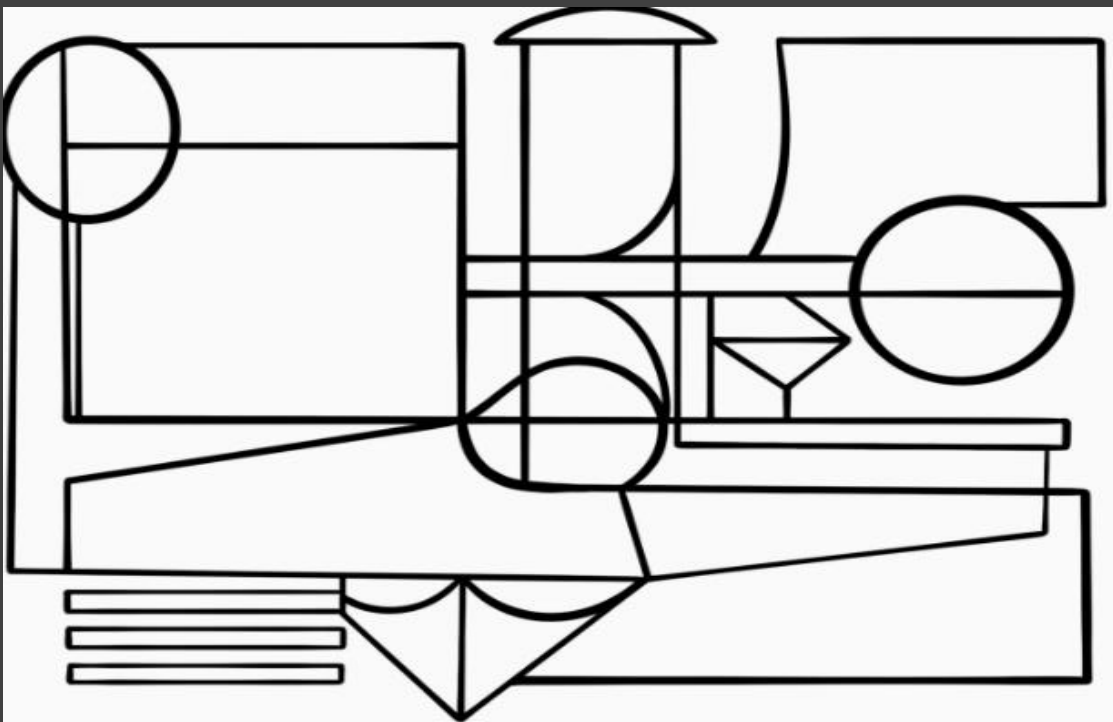

### ACROSS

- 5) Nut collector
- 6) Emu's cousin
- 7) Bullwinkle, for one
- 8) Centaur, in part
- 9) Aquarium favorite
- 10) Sea spouter
- 12) Barnyard bird
- 16) Fox's prey
- 17) Furry swimmer
- 18) Bird with flippers
- 19) Aussie hopper

### DOWN

- 1) Monarch, e.g.
- 2) Slowpoke
- 3) Lizard's relative
- 4) Quick change artist?
- 5) Desert stinger
- 11) Everglades denizen
- 13) Alley \_\_\_\_
- 14) Spotted stalker
- 15) Odor emitter

# Colouring



# Reading Comprehension

## Materials

A material is what something is made of. There are 5 basic materials. Most things are made with these materials. Some things are made of metal. Some things are made of glass. Some things are made of wood. Some things are made of cloth. And some things are made of plastic. There are some other materials. But they are not used as much as these 5 materials.

Let's talk about metal first. Metal is very heavy. And it is very hard and strong. It usually feels cool if you touch it. We use metal to make lots of things. We use it for forks and knives. We use it for keys. We use it for cars. We use it for these things because it is very strong.



Next, let's talk about glass. Glass is very smooth. It feels cool to touch. It is not as heavy as metal. It is hard. But it is not strong. It breaks very easily! Then why do we use it? We use it because it is clear! You can see through glass! That's why we use it for windows. That's also why we use it for glasses.

Now, let's talk about wood. Wood is lighter than metal and glass. It is not as strong as metal. But it is much stronger than glass. We use wood to make lots of things. Things made from wood are usually light and hard and strong. Chairs and tables are made from wood. Pencils are made from wood.

Now let's talk about cloth. Cloth is very light. It is much lighter than wood. And it is very soft. We use cloth to make lots of things. For example, it is used to make clothing. And it is used to make blankets.

Last, let's talk about plastic. Plastic is also very light. But it is different from cloth. Sometimes it is soft. And sometimes it is hard. Plastic can be used to make thin plastic bags. These are light, soft, and strong. But plastic can also be used to make bicycle helmets. These are light, hard, and strong. A helmet and a bag seem different. But they are both made from plastic.

1) Which sentence from the passage best describes the main idea?

- A. "We use cloth to make lots of things."
- B. "Metal is very heavy."
- C. "There are 5 basic materials."
- D. "A helmet and a bag seem different."

2) According to the passage, which of these things is a material?

- A. chairs
- B. clothing
- C. windows
- D. wood

- 3) According to the passage, how does glass feel?
- A. smooth and cool
  - B. warm and soft
  - C. light and hard
  - D. sharp and heavy
- 4) In paragraph 4, the passage says, "Wood is lighter than metal and glass." What is the main purpose of this sentence?
- A. to explain something
  - B. to recommend something
  - C. to compare something
  - D. to demonstrate something
- 5) Which material would you use if you wanted to make something that was strong and very light?
- A. plastic
  - B. wood
  - C. metal
  - D. glass
- 6) In this passage, the author talks about
- A. hard things first, then soft things
  - B. heavy things first, then light things
  - C. strong things first, then weak things
  - D. cool things first, then warm things
- 7) In this passage, we learn about a 5 different materials. Which of these materials do you think is best? Why?

---

---

---

---

---

- 8) In this passage, we learn about a 5 different materials. Which of these materials do you think is worst? Why?

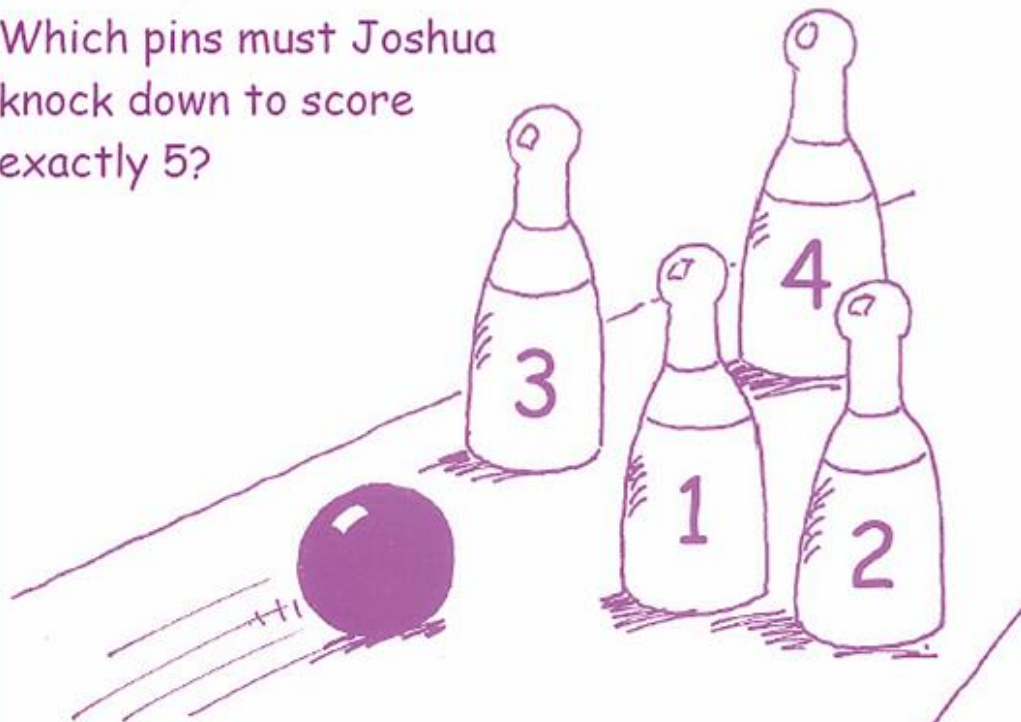
---

---

---

# Mathematical Challenge - 1

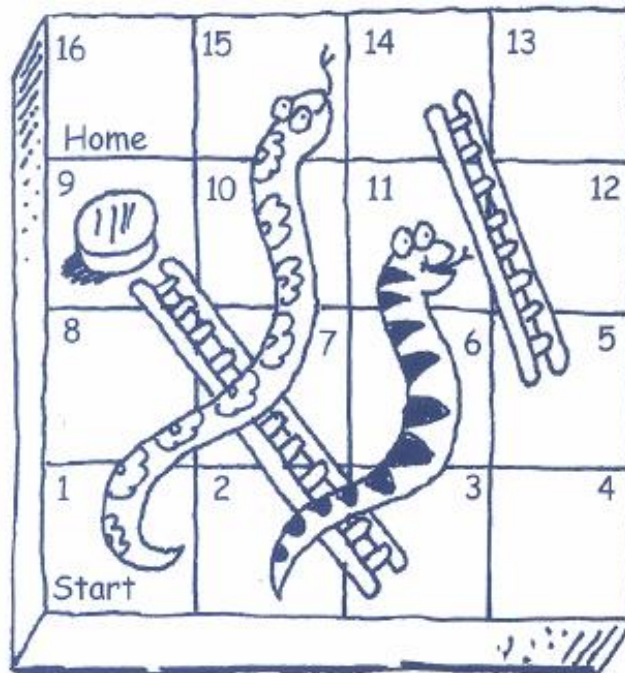
Which pins must Joshua knock down to score exactly 5?



Find 2 different ways:

- to score 5
- to score 6
- to score 7

## Mathematical Challenge - 2



Your counter is on 9.

You roll a 1 to 6 dice.

After two moves you land on 16.

Find all the different ways you can do it.

## Mathematical Challenge - 3

Take ten cards numbered 0 to 9.



Pick three cards with a total of 12.  
You can do it in 10 different ways.  
See if you can record them all.

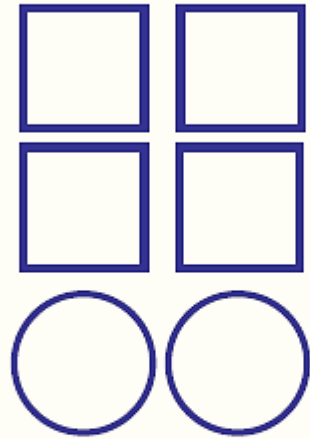
Now pick four cards with a total of 12.  
How many different ways can you do it?

Can you pick five cards with a total of 12?

## Mathematical Challenge - 4

What colour is each shape?

Write it on the shape.



### Clues

- ◆ Red is not next to grey.
- ◆ Blue is between white and grey.
- ◆ Green is not a square.
- ◆ Blue is on the right of pink.

# Recommended Reads


## Key Stage 1




An attractively produced book with folk art-inspired illustrations about a special kind of cactus - the saguaro cactus, whose flowers only bloom for one night a year - and the key role it plays within its desert ecosystem. The evocative rhyming text follows the cactus, and the animals who thrive alongside it, over the course of a day and a night and into dawn again. A double-page spread is dedicated to a glorious painting of the titular night flower in full bloom.



This lively twist on 'The Boy Who Cried Wolf' sees diligent young Tom raise the alarm three times for what he thinks is an approaching pirate ship, but when a big, fast ship with a special pirate flag appears on the horizon, will the villagers hide themselves in time?



The two best friends always play together, whether it's paddling in the stream, skidding in the snow, or tumbling in the falling leaves. But sometimes Bear feels sad and wants to be alone.




Grey reveals the story of a child who feels as though all their colours have disappeared. Despite the joyful orange balloon, the huge yellow sun and the bright green trees, the child still feels grey.

# Recommended Reads


## Key Stage 2




In the pueblo of Palenque, hardly anybody knows how to read. Curious about the letters her older sister Gina receives from a young doctor each month — letters that she is sure contain promises of love — one young girl makes a decision that will change her life, and the lives of every child in the pueblo, forever.



The world is full of stories. Some are as long as lizards, others so short that they never even make it to The End. But the invisible story is unlike any other story because no one has ever read it! It lives hidden in the darkest corner of the library, far from where the famous tales, written in gold letters, shine.



A powerful and emotionally intense collection, young Cosmo experiences a life-changing injury after he falls from a tree, and writes a series of poems addressed to this tree as a means of processing what happened to him.




*A Victorian Story* explores the life of a young mixed-race boy, Ted, living with his mother and poorly older brother in Victorian Bradfield. When a stranger, a man the boys don't remember ever seeing before, appears in their kitchen, Ted is hit with a shocking revelation.

# Saying Goodbye

We would like to wish all our Year 06 pupils the very best as they embark on this exciting new chapter in their lives. It has been a pleasure to watch them grow and flourish, and we are confident that they will continue to thrive in all that they do. We send them off with our warmest wishes for every success in their future endeavours.




# Family Summer Activities – 1



**HOLIDAY  
ACTIVITIES  
AND FOOD**

**HAF**

Any young person aged 4 - 16 years old (in full-time education) who receives benefits-related free school meals can request a HAF code



The programme offers free support to families on lower incomes, giving eligible young people access to enriching activities and healthy meals during the main school holidays.



You can attend up to 4 sessions during Christmas and Easter and up to 16 sessions over Summer

The activities available include sports, animal care, performing arts and so much more!



Contact the Family Information Service for more information.  
Call 0800 408 1558 Email [fis@warwickshire.gov.uk](mailto:fis@warwickshire.gov.uk)



[www.warwickshire.gov.uk/haf](http://www.warwickshire.gov.uk/haf)



## 2. Battle of Evesham Festival (August) – Epic & Free!

Step back in time with knights, medieval re-enactments, jousting tournaments, and hands-on kids' activities. A must-visit for little warriors and history buffs alike.

Date: 1st, 2nd & 3rd August 2025

Where: Crown Meadow, Evesham

[The Battle of Evesham](#)



**760<sup>th</sup> Anniversary**  
The Battle of  
Simon de Montfort  
1265  
Evesham  
MEDIEVAL FESTIVAL & BATTLE RE-ENACTMENT  
1<sup>st</sup> - 3<sup>rd</sup> August 2025  
Prince Lord Edward

**The Battle of Evesham**



760th Anniversary Festival - 1st, 2nd & 3rd August 2025

# Family Summer Activities – 3

## Adventures for first timers

We've been running Kids' Camps since 1957, so we are seasoned pros when it comes to welcoming kids on their first adventure.

Adventures are closer than you think!

Get a taste for adventure  
1 Night Camps Available at 2 centres  
New Price: **£97 pp**

Join fellow first-timers  
7 Night First Timer Weeks Available at 2 centres  
New Price: **£468 pp**

Wondering what to expect?

Watch Here

My son's first PGL experience and he's come back a more confident and independent boy within a few short days! Incredible range of activities, great staff and a robust safeguarding process of signing kids in and out etc. He's itching to go back already.

Excellent  
 Trustpilot

[pgl.co.uk/pta-summer](http://pgl.co.uk/pta-summer)

adventureteam@pgl.co.uk | 0333 321 2114

Summer Sale now LIVE!  
Last-minute availability!  
Join us for a last-minute adventure this Summer.  
Visit our Special Offers for more information or give us a call on 0333 321 2114.

Terms and conditions apply

## Built Trusted Chosen by parents

Spread the word before School's out!

Hi there,

Are you and your wider school community looking for fun ways to entertain the kids during the school holidays? Then, let us take care of it!

As an active PFA member, you've likely heard of our school trips. But did you know, we run Summer Kids Camps at 6 UK centres?

**Big adventures for 8-16 year olds**  
Whilst your child is flying on eagles, scaling climbing walls or canoeing across a lake, you can sleep soundly knowing they're in the very best hands. With OFSTED-approval, industry-leading safeguarding and expertly trained people, it's no wonder parents trust us to deliver over 7000 camps every summer – with thousands of them giving us the thumbs-up (Our Trustpilot rating is Excellent and we're Mumsnet approved).

**Loved by kids, trusted by parents**  
At PGL, we've got that power-energy; it must be of those parents among us – it rubs off on us all! We know peace of mind is more than just a feeling. Which is why we've pulled out all the stops to make our school holiday camps the safest (and, of course, most fun!) in the business.

**Squeeze adventure into this summer**  
To get the adventure started, turn over to discover our most popular Kids' Camps for first-time explorers. You can then visit our website and browse last-minute availability for the summer holidays at lower prices. From 1 night camps to 7 night specialist breaks; find an adventure they'll love!

Yours in adventure,  
Jemma, proud PGL colleague  
(and mum to three happy PGL adventurers)

Summer Sale now LIVE!  
Last-minute availability!  
Join us for a last-minute adventure this Summer.  
Visit our Special Offers for more information or give us a call on 0333 321 2114.

[pgl.co.uk/pta-summer](http://pgl.co.uk/pta-summer)

adventureteam@pgl.co.uk | 0333 321 2114

Terms and conditions apply



Saturday, August 9

## Park Life Reads

Join us at our annual summer festival, for a day of FREE family friendly activities celebrating nature, wellbeing and literacy!

Free  
Aug 9 - 10:00 AM  
GMT-1

Get tickets

# Family Summer Activities – 5



## 5. Hampton Ferry – Unique & Affordable

Take a ride across the River Avon on this historic hand-pulled ferry - a charming Evesham tradition dating back centuries! Kids love the novelty, and it's a great way to connect riverside walks.

Cost: Small fee (Adults £1, Children 50p - Each way)

Where: Boat Lane, Evesham

[Hampton Ferry](#)

## 6. Evesham Vale Light Railway - Low-Cost Family Favourite

The Evesham Vale Light Railway runs daily during school holidays and every weekend year-round. Travel over a mile through orchards and the country park, with a stop at Evesham Vale Station - perfect for a picnic, playfort visit, riverside walk, or simply enjoying the scenic Vale of Evesham.

Cost: Approx. £3.25 per person

Where: The Valley, Evesham Country Park

[Evesham Vale Light Railway](#)



## 7. Almonry Museum & Abbey Ruins – History Comes Alive with Free Entry!



Explore Evesham's story through hands-on exhibits, medieval artefacts, and beautiful gardens. It's educational fun in a peaceful spot. Check their website for information on summer activities and trails. Kids can also explore the Abbey ruins nearby.

Cost: FREE entry! Donations welcome.

Where: Abbey Gate, Evesham

# Keeping Safe

As we come to the end of another school year, we want to remind all our pupils and families about the importance of staying safe during the holiday break. Whether it's crossing streets, riding bicycles, or being around traffic, children should always remain alert and follow safety rules. If you're heading to the pool or beach, don't forget how crucial it is to swim only where it's safe and always under adult supervision. For those trying their hand at cooking or baking, experimenting in the kitchen can be fun—but only when done carefully and with proper guidance.

We also urge parents to stay vigilant about the content their children are exposed to, whether it's television, online games, videos, or digital conversations. Monitoring what they watch and who they interact with online is a vital part of keeping them safe. And to all our parents—please know there is absolutely no reason to feel guilty about setting boundaries, enforcing bans, or introducing early bedtimes and reflection time. These are all valuable tools for nurturing discipline and self-control. A child who learns to be responsible and self-disciplined from a young age is far more likely to succeed in all areas of life in the future.

## Warwickshire Family and Relationship Support



Workshops and programmes for parents and carers. Online guides, virtual and face to face sessions.

Empower your parenting journey with insightful workshops and programmes. Join virtual and face to face events to gain practical skills and join a supportive community to navigate the joys and challenges of parenthood.



To book scan the QR code:  
Follow the page for regular updates  
You can find our online guides at  
[www.warwickshire.gov.uk/parentguides](http://www.warwickshire.gov.uk/parentguides)



Further information:  
[ehparenttrainers@warwickshire.gov.uk](mailto:ehparenttrainers@warwickshire.gov.uk)



**Parent Talk**

### Understanding emotions and behaviour

Tantrums, anxious feelings, eating habits and more

# Final Message from The Head Teacher

**Change is inevitable.** We cannot escape, avoid, or run away from it. Change is the natural order of life. We grow from babies to toddlers, and from screaming toddlers to young boys and girls starting primary school. Though we remain at primary school for several years, change eventually comes knocking at our door, letting us know that secondary school is next!

Sometimes, a range of emotions can be experienced all at once in the midst of change—excitement, fear, trepidation, and even sadness. These feelings are completely normal and natural.

I am reminded of an account in the Bible, found in the book of Joshua, chapter 1, verses 1 to 9. In this chapter, we learn that Moses, a great leader, has died, and Joshua is chosen to lead the Israelites into a new land. This represented a major change and a huge responsibility for Joshua. The people were about to enter a land they had never seen before, full of unknowns. It was a fresh start—just like moving from primary school to secondary school.

Joshua was stepping into Moses' shoes, just like our Year 06 pupils are stepping into a new school with new teachers, classmates, and routines. Joshua may have felt unsure, nervous, and possibly even a little excited.

God reassures Joshua and promises to be with him. God tells Joshua three times, "Be strong and courageous." He also says, "I will never leave you nor forsake you." Through His word, God is saying the same to you—He will never leave you nor forsake you.

Just as God went with Joshua into the new land, He will go with you to your new school. God told Joshua to meditate on His word. You, too, can remember to pray, trust God, and read your Bible.

Joshua didn't have all the answers—and neither will you. But Joshua had God's presence. Likewise, you can step forward, confident that God is with you!

Happy Summer Holidays!

Mrs. Gibbs-Naguar  
Head Teacher

# School Diary – 2025 - 2026

September	October	November	December
<p><b>Teacher Training Day – 01<sup>st</sup></b></p> <ul style="list-style-type: none"> <li>• <b>First Day of Term 1 – 02<sup>nd</sup></b></li> <li>• <b>Forest School – every Monday</b></li> <li>• <b>Fencing – Luncheon Club – every Friday</b></li> <li>• Music Tuition</li> <li>• Harvest Festival – at Church - <b>14<sup>th</sup></b></li> <li>• Bellboating – <b>16<sup>th</sup></b></li> <li>• African Drumming – <b>18<sup>th</sup></b></li> <li>• Public Speaking Workshop – <b>22<sup>nd</sup></b></li> <li>• Toys and Games Workshop – <b>30<sup>th</sup></b></li> </ul>	<ul style="list-style-type: none"> <li>• <b>Forest School – every Monday</b></li> <li>• <b>Fencing – Luncheon Club – every Friday</b></li> <li>• Music Tuition</li> <li>• <b>Celebration Assembly – 03<sup>rd</sup></b></li> <li>• Local History Workshop at Warwickshire County Records Office – <b>07<sup>th</sup></b></li> <li>• Public Speaking Workshop – <b>20<sup>th</sup></b></li> <li>• Water Severn Trent – whole school assembly and Yr. 04 workshop – <b>20<sup>th</sup></b></li> <li>• Meditation and Snuggles – <b>23<sup>rd</sup></b></li> <li>• <b>Teacher Training Day – 24<sup>th</sup></b></li> </ul> <p><b>Half-Term Holiday – 27<sup>th</sup> – 31<sup>st</sup></b></p>	<p><b>First Day of Term 2 – 03<sup>rd</sup></b></p> <ul style="list-style-type: none"> <li>• <b>Forest School – every Monday</b></li> <li>• <b>Non-contact Boxing – Luncheon Club – every Friday</b></li> <li>• Music Tuition</li> <li>• Plastic Waste - Visitor Assembly – <b>05<sup>th</sup></b></li> <li>• Warwickshire Health – Weighing &amp; Measuring – <b>06<sup>th</sup></b></li> <li>• Switch Off Week – sustainability awareness – <b>10<sup>th</sup> – 14<sup>th</sup></b></li> <li>• Remembrance Day – <b>11<sup>th</sup></b></li> <li>• Link to Hope Shoebox Appeal</li> <li>• Singing at Salford Priors Lighting Up Event - <b>tbc</b></li> <li>• Public Speaking Workshop – <b>24<sup>th</sup></b></li> <li>• <b>Celebration Assembly – 28<sup>th</sup></b></li> </ul>	<ul style="list-style-type: none"> <li>• <b>Forest School – every Monday</b></li> <li>• <b>Non-contact Boxing – Luncheon Club – every Friday</b></li> <li>• Music Tuition</li> <li>• Jack and the Beanstalk Pantomime – <b>03<sup>rd</sup></b></li> <li>• Christmas Jumper Day – <b>11<sup>th</sup></b></li> <li>• Christmas Production – <b>2:30 p.m. – 16<sup>th</sup></b></li> <li>• Christmas Production – <b>9:15 a.m. – 17<sup>th</sup></b></li> <li>• Christmas Lunch – <b>18<sup>th</sup></b></li> <li>• Christingle – <b>19<sup>th</sup></b></li> </ul> <p><b>Christmas Holidays – 22<sup>nd</sup> Dec.-05<sup>th</sup> Jan.</b></p>

# School Diary – 2025 - 2026

January	February	March	April
<ul style="list-style-type: none"> <li>• <b>First Day of Term – 06<sup>th</sup></b></li> <li>• <b>Forest School – every Monday</b></li> <li>• <b>Archery – Lunchtime Club – every Friday</b></li> <li>• Music Tuition</li> <li>• Spelling Championship – <b>28<sup>th</sup></b></li> </ul> <p><b>Teacher Training Day – 05<sup>th</sup></b></p>	<ul style="list-style-type: none"> <li>• <b>Forest School – every Monday</b></li> <li>• <b>Archery – Lunchtime Club – every Friday</b></li> <li>• Music Tuition</li> <li>• <b>Celebration Assembly – 06<sup>th</sup></b></li> <li>• Meditation and Snuggles – 19<sup>th</sup></li> </ul> <p><b>Teacher Training Day - 23<sup>rd</sup></b></p>	<ul style="list-style-type: none"> <li>• <b>Forest School – every Monday</b></li> <li>• <b>Gymnastics – Lunchtime Club – every Friday</b></li> <li>• Music Tuition</li> <li>• World Book Day – <b>05<sup>th</sup></b></li> <li>• St. Briavels Castle Residential – <b>16<sup>th</sup> – 18<sup>th</sup></b></li> <li>• Speech Making &amp; Poetry – <b>20<sup>th</sup></b></li> <li>• <b>Celebration Assembly – 27<sup>th</sup></b></li> </ul> <p><b>Easter Holidays – 30<sup>th</sup> March – 10<sup>th</sup> April</b></p>	<ul style="list-style-type: none"> <li>• <b>Forest School – every Monday</b></li> <li>• <b>Hockey – Lunchtime Club – every Friday</b></li> <li>• Music Tuition</li> <li>• Spelling Championship – <b>30<sup>th</sup></b></li> </ul>

# School Diary – 2025 - 2026

May	June	July
<ul style="list-style-type: none"> <li>• <b>Forest School</b> – every <i>Monday</i></li> <li>• <b>Hockey</b> – <i>Lunchtime Club</i> – every Friday</li> <li>• Music Tuition</li> <li>• Key Stage 2 SATs – <b>11<sup>th</sup> – 14<sup>th</sup></b></li> <li>• <b>Celebration Assembly</b> – <b>20<sup>th</sup></b></li> </ul> <p><b>Half-term Holiday</b> – <b>26<sup>th</sup> – 29<sup>th</sup></b></p>	<p><b>First Day of Term</b> – <b>01<sup>st</sup></b></p> <ul style="list-style-type: none"> <li>• <b>Forest School</b> – every <i>Monday</i></li> <li>• <b>Cricket</b> – <i>Lunchtime Club</i> – every Friday</li> <li>• Music Tuition</li> <li>• Multiplication Tables Check – <b>01<sup>st</sup> – 12<sup>th</sup></b></li> <li>• Phonics Screening Check – <b>08<sup>th</sup> – 12<sup>th</sup></b></li> <li>• Spelling Championship – <b>23<sup>rd</sup></b></li> <li>• <b>Celebration Assembly</b> – <b>25<sup>th</sup></b></li> </ul>	<ul style="list-style-type: none"> <li>• <b>Forest School</b> – every <i>Monday</i></li> <li>• <b>Cricket</b> – <i>Lunchtime Club</i> – every Friday</li> <li>• Music Tuition</li> <li>• Sports Day – <b>03<sup>rd</sup></b></li> <li>• Secondary School Transition Day – <b>08<sup>th</sup></b></li> <li>• Year 06 Activity Day – <b>10<sup>th</sup></b></li> <li>• Year 06 Leavers Production – 9:30 a.m. – <b>14<sup>th</sup></b></li> <li>• Year 06 Leavers Production – 2:00 p.m. – <b>15<sup>th</sup></b></li> </ul> <p><b>Teacher Training Day</b> – <b>20<sup>th</sup></b></p> <p><b>Summer Holidays</b> – <b>20<sup>th</sup> July – 01<sup>st</sup> September</b></p>